

POLIO AND ITS ERADICATION INITIATIVES

Presentation made to the
South African Pharmaceutical Regulatory Affairs Association (SPRAA)

26th August 2016

Presentation by Prof (Emeritus) MJ Matjila,
Chairman: National Polio Expert Committee (NPEC - South African)

Outline of the presentation

1. Historical events on polio disease
2. Epidemiology
3. Foundation for disease eradication
4. Global polio eradication initiative
5. Activities undertaken thus far & planned – at global, regional & national levels
6. Roles of health care workers and of members of the civil society,
7. Key take home messages

A VERY BRIEF HISTORY OF POLIOMYELITIS

Barry D. Schoub

**Polio Eradication Stakeholder's
Symposium
Johannesburg. 10th Sept 2015**

1400-1380 BCE





*Your dimes
did this
for me!*

**JOIN the
MARCH
of DIMES**
JANUARY 14-31

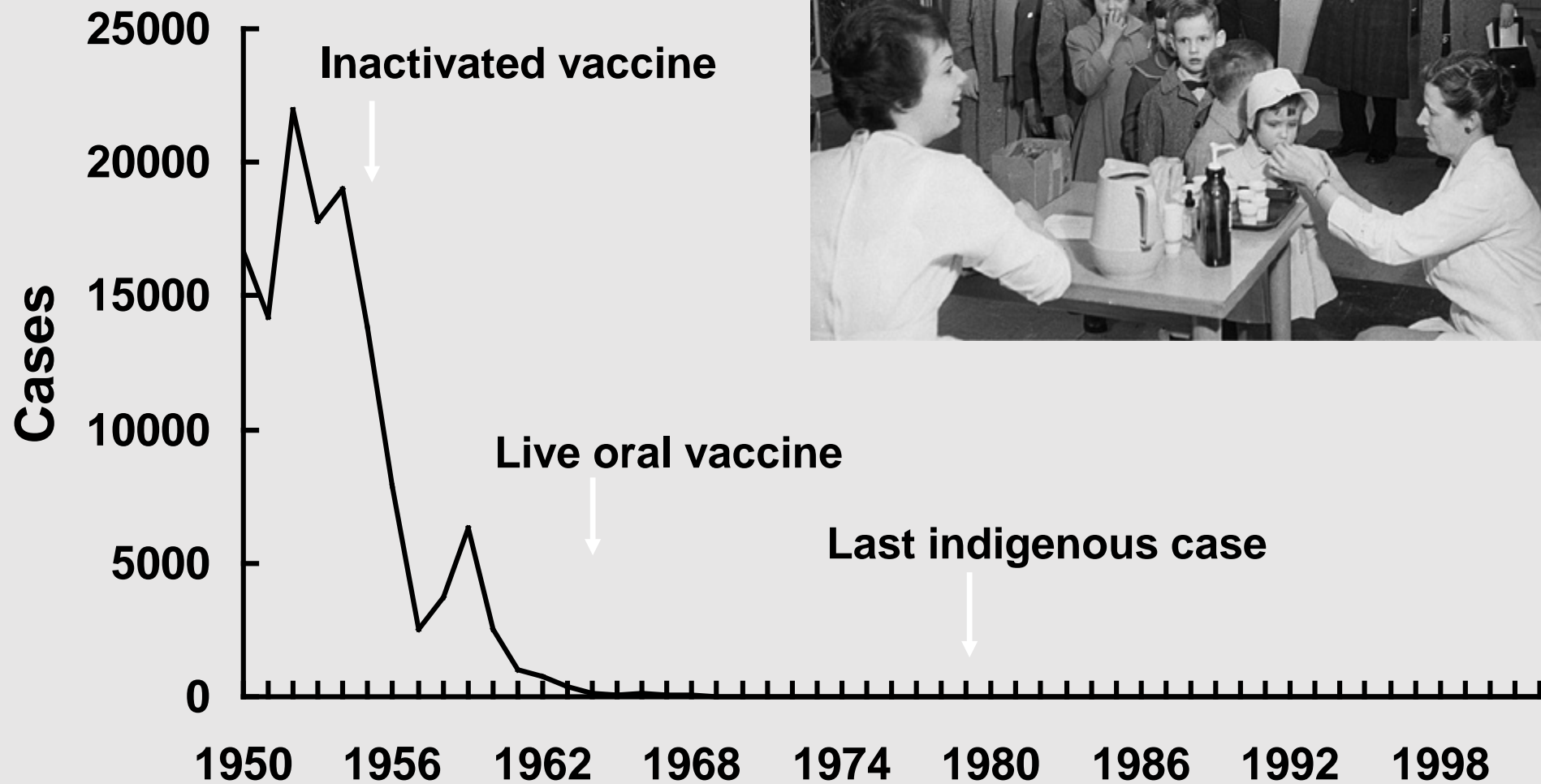
THE NATIONAL FOUNDATION FOR INFANTILE PARALYSIS, INC.
FRANKLIN D. ROOSEVELT, FOUNDER

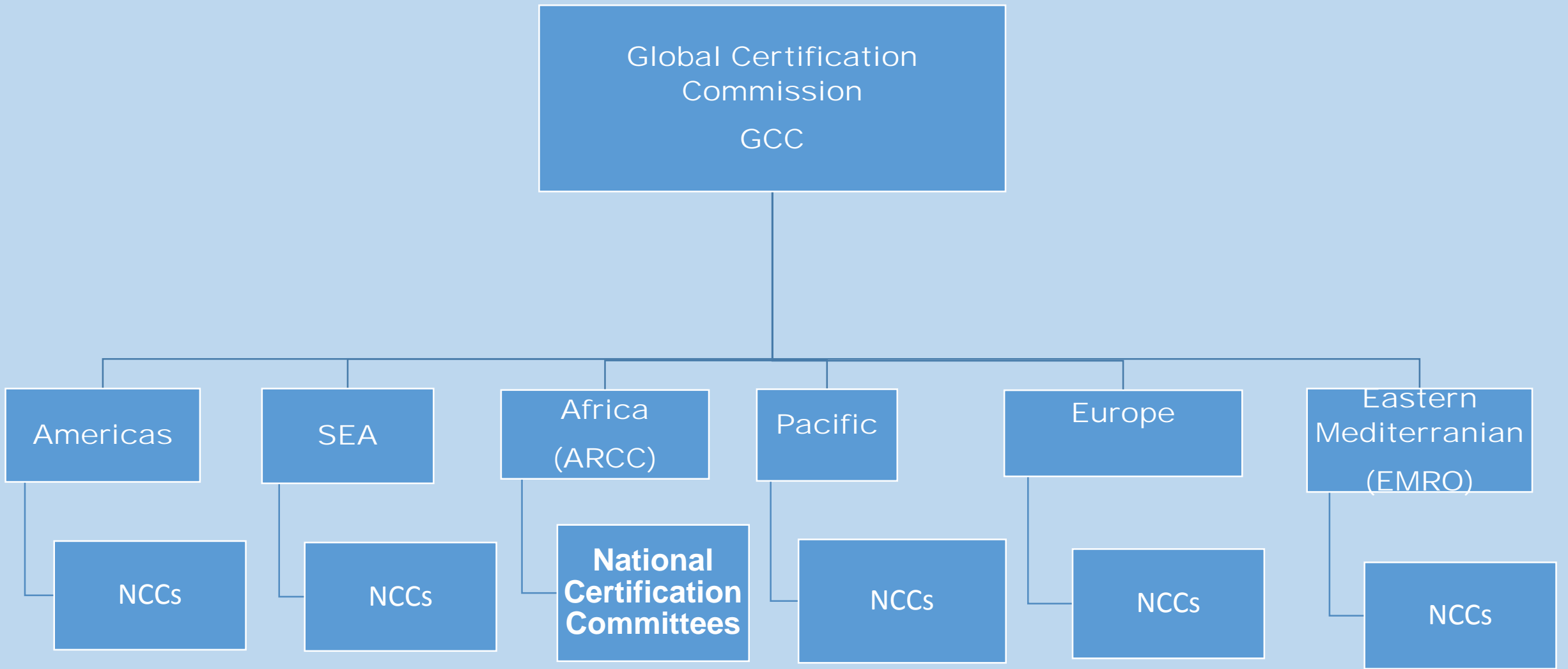
**You can help,
too!**

JOIN THE MARCH OF DIMES
THE NATIONAL FOUNDATION FOR INFANTILE PARALYSIS - FRANKLIN D. ROOSEVELT, FOUNDER



POLIOMYELITIS—UNITED STATES, 1950-2002





Country Polio Committees

Each country must appoint 3 committees for polio eradication:

1. NCC: Prepares country documentation for submission to ARCC, advocacy & oversees & implementation of polio containment activities
2. NTF: Polio containment
3. NPEC: Classifies AFP cases & oversee polio surveillance activities

Key Requirements For Certification - 1

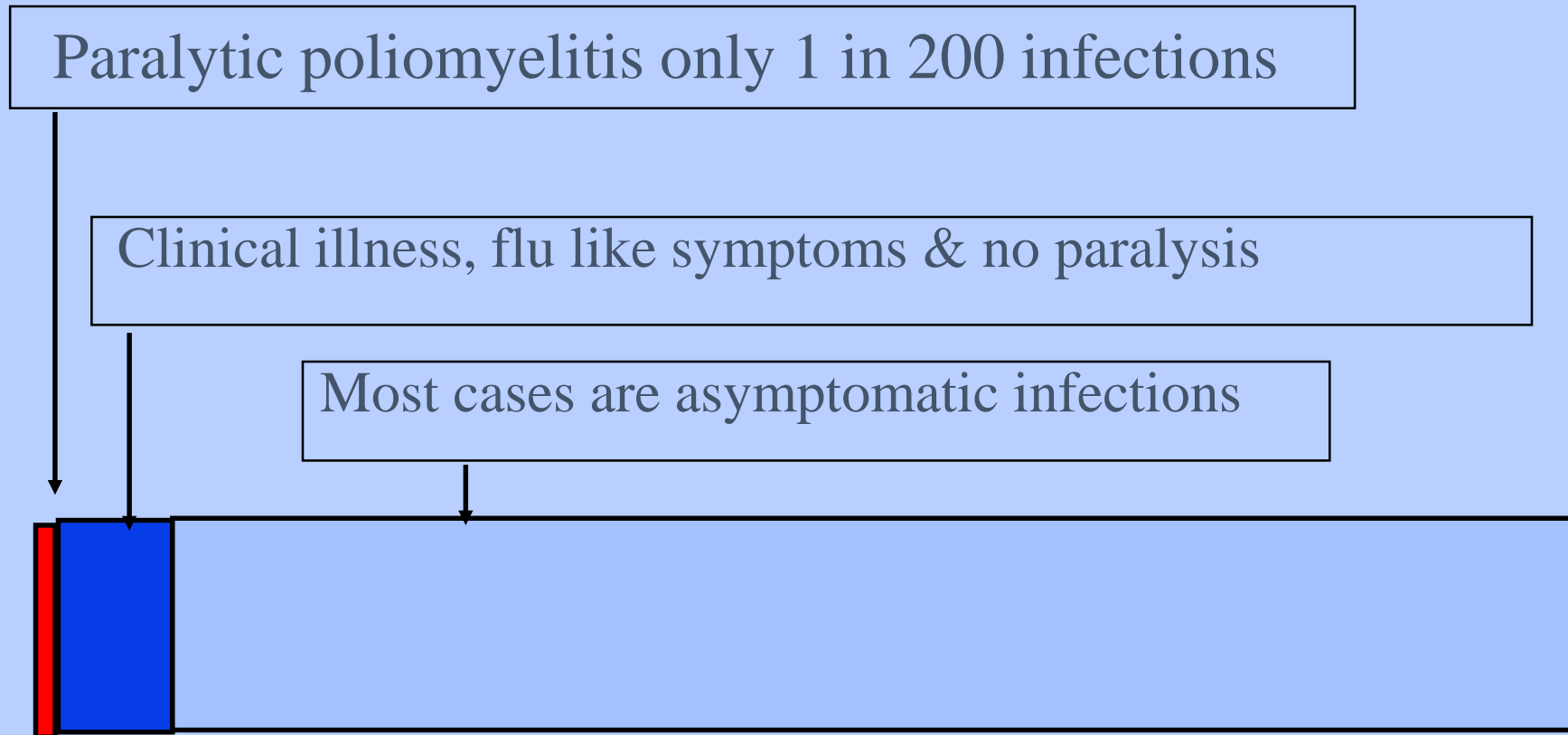
- Before any country is declared **polio-free**, there must be no wild-type polio circulation for at least 3 years. AND:
- All the 5 certification criteria are reached and sustained.
 - A Non-polio AFP rate of at least 1/100,000 (Recently 2/100,000) in children aged less than 15 years
 - At least 80% Stools collected within 14 Days of onset of paralysis
 - At least 80% cases with late stools followed up
 - All stools to be tested in a WHO accredited laboratory
 - At least 80% of routine reports are submitted timeously i.e.

Poliomyelitis: Clinical Manifestations

- Most of infections occur in children <5 years of age
- **Most of infections are in-apparent** (Reservoir of infection especially in children)
- About 5% of infections – minor nonspecific illness:
 - Fever, malaise, headache, nausea & vomiting.
- +2% of infections - nervous system involvement
 - About 1% Flaccid paralysis &
 - About 1% Aseptic meningitis
- **Flaccid paralysis occur in <1% of infections**
 - Extent of paralysis reaches its maximum development within 3-4 days - hence AFP
 - Residual paralysis tends to be permanent after 60 days of clinical onset

Clinical aspects of Poliomyelitis infection

Paralysis is an unusual manifestation of infection



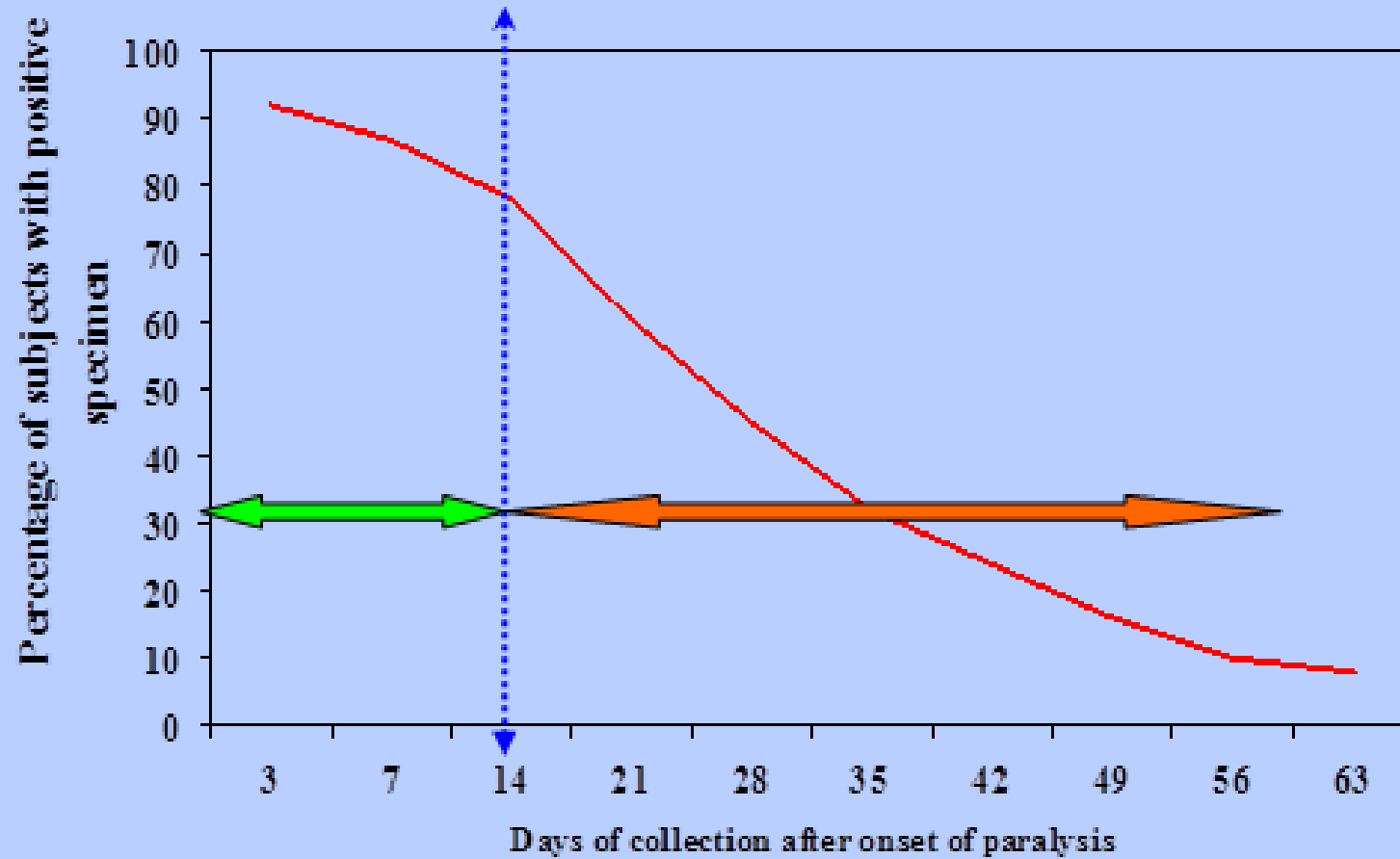
Poliovirus Transmission

- Poliovirus infects only human beings, no animal reservoir.
- Primarily person-to-person via the faecal-oral route
- The time between infection and onset of paralysis is 10-21 days.
- Virus intermittently excreted for ≥ 1 month post- infection.
- Most viral shedding occurs just prior to the onset of paralysis and during the first two weeks after paralysis occurs.

Pathogenesis

- Virus enters oral cavity
- Local replication in tissues expressing receptor (e.g. tonsils, Peyer's patches of ileum, and lymph nodes)
- Viremia with hematologic spread to CNS
- Retrograde spread along neurons to spinal cord
- Motor neurons destroyed by viral replication
- Paralysis extent depends on proportion of motor neurons lost

Polio Virus shedding in stool



Poliomyelitis :Clinical Manifestations

- **Other causes of Acute Flaccid Paralysis:**
 - GBS
 - Other Entero-viruses, Coxsackie & Echo viruses
 - Others illnesses that affect the nervous system (including toxins

Most of infections are in-apparent (Reservoir of infection especially in children)

Acute Flaccid Paralysis Surveillance

Not A Specific Disease,
Not Polio,

But A SYNDROME

AFP case definition

Acute:

rapid progression of paralysis, (from onset to maximum paralysis)

Flaccid:

loss of muscle tone, “floppy” (as opposed to spastic or rigid)

Paralysis:

weakness, loss or diminution of motion

Standard case definition

- Any patient under 15 years of age with acute, flaccid paralysis,
- or
- a patient of any age in whom a clinician suspects polio

AFP surveillance steps

- Collect 2 stool specimens 24 to 48 hrs apart, within 14 days of onset of paralysis
- Put and seal in appropriate container
- Ship to NICD in reverse cold chain, arrive < 72 hrs.
Copy of Case Investigation Form goes with the specimen
- If not adequately investigated: clinical notes, other diagnostic information/ results & 60 Day Follow Up
-

AFP Performance Indicators

1 % of all expected AFP monthly reports that were received
Target: 90%

2 Non-polio AFP rate in children < 15 years of age
Target: 4 / 100 000

3 Investigation \leq 48 hours of report *Target: \geq 80%*

4 2 stools collected at least 24 – 48 hours apart & within 14 days of paralysis onset – Target: \geq 80%

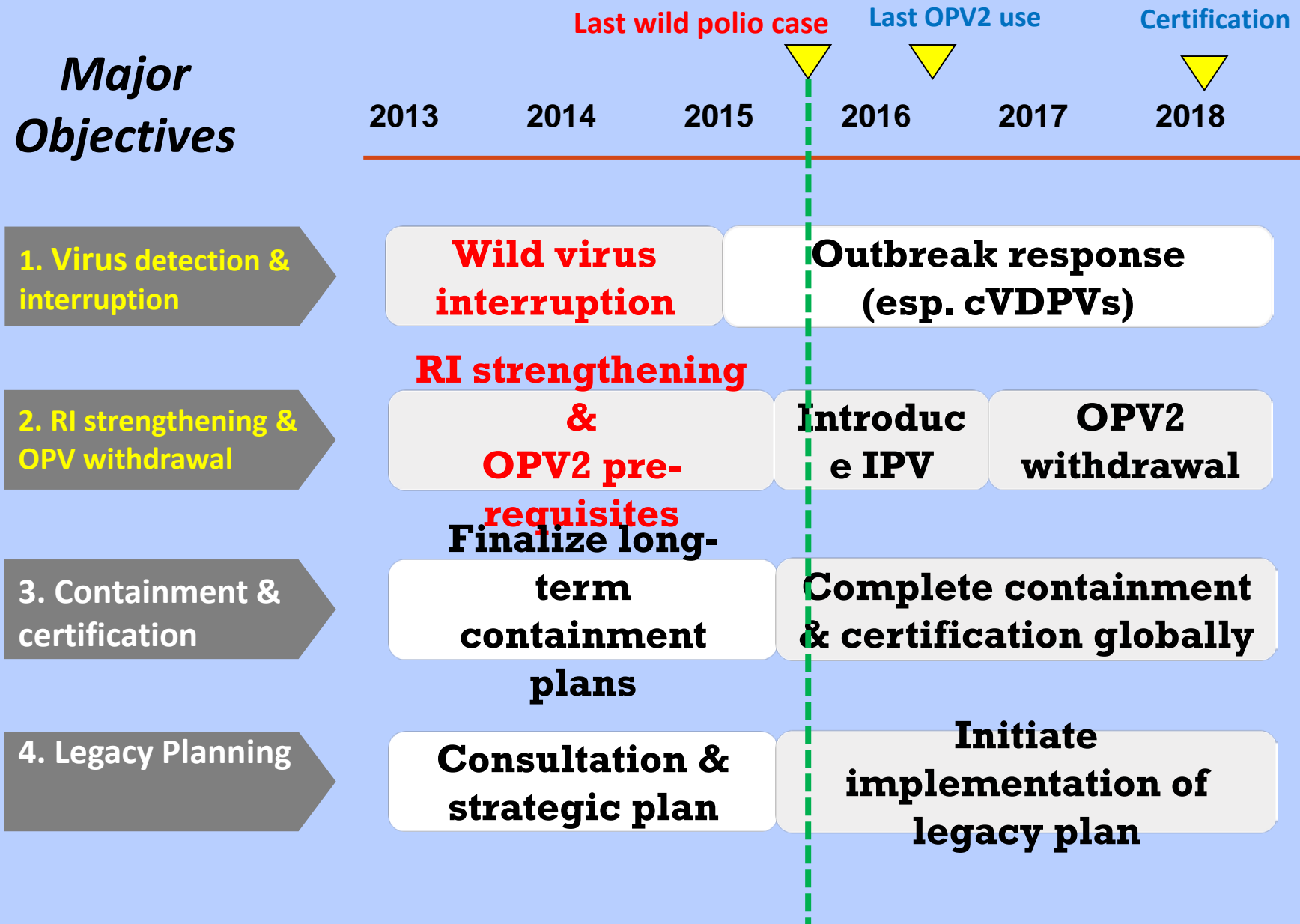
5 Stool specimens arriving at the lab \leq 3 days of being sent
Target: \geq 80%

6 Stool specimens arriving at the laboratory *in "good condition"*
Target: \geq 80%

AFP Stool Adequacy Rate

- This is the second most important indicator for assessing the performance of AFP surveillance
- A sensitive AFP surveillance system **MUST** be
 - Capable of collecting 2 stool specimens within 14 days of onset of paralysis **24 to 48** hours apart
 - From at least **80%** of all reported AFP cases.

Polio Eradication & Endgame Strategic Plan 2013-2018



Global Action Plan for Polio containment

Within 3 months of the switch, each country is required to have in place full containment of all wild type 2 as well as Sabin type 2 containing material, and any material which may be potentially infectious but not yet tested for wild or Sabin polio virus type 2 .

http://www.polioeradication.org/Portals/0/Document/Resources/PostEradication/GAPIII_2014.pdf

What samples need to be destroyed

- Samples that have been confirmed as containing **wild-type polioviruses**
- Samples that have been confirmed as containing **VDPV type 2 viruses**
- Samples that have been confirmed as containing **Sabin (Vaccine) strain of poliovirus type 2**

What samples need to be destroyed

- Samples that **may potentially contain** wild type polio viruses, VDPV2 or **Sabin 2 virus** (even if they have not been tested for polio viruses)
 - stool samples
 - rectal swabs
 - environmental samples
 - Respiratory samples (throat swabs)
 - Polio permissive cells or animals that have had virus introduced to them
 - RNA and cDNA that may contain full genome or capsid sequences

In the near future type 1 and type 3 viruses of the mentioned strains will need to be destroyed as well

Destruction of infectious materials

- **Polioviruses**
 - small non-enveloped viruses (**hardy**)
 - Destroyed by prolonged exposure to bleach, or elevated temperatures above 56°C

Destruction of infectious materials

– before April 2016

- **Samples should be inventoried**
- **Any samples containing or potentially containing **wild type viruses or VDPVs** – needs to be autoclaved, autoclaved remains tracked and placed into a biohazardous container, incinerated as for destruction of biohazardous materials (usually controlled by a private 3rd party company), data trail of the destruction procedure should be kept on hand as proof of destruction**
- **Any samples containing or potentially containing **Sabin type 2 polio virus** – needs to be discarded as per biological waste (red bin, collected and incinerated by 3rd party company)**

Destruction of infectious materials

– After July 2016

- **Samples should be inventoried**
- **Any samples containing or potentially containing wild type viruses or VDPVs or Sabin type 2 virus – needs to be autoclaved, autoclaved remains tracked and placed into a biohazardous container, incinerated as for destruction of biohazardous materials (usually controlled by a private 3rd party company), data trail of the destruction procedure should be kept on hand as proof of destruction**

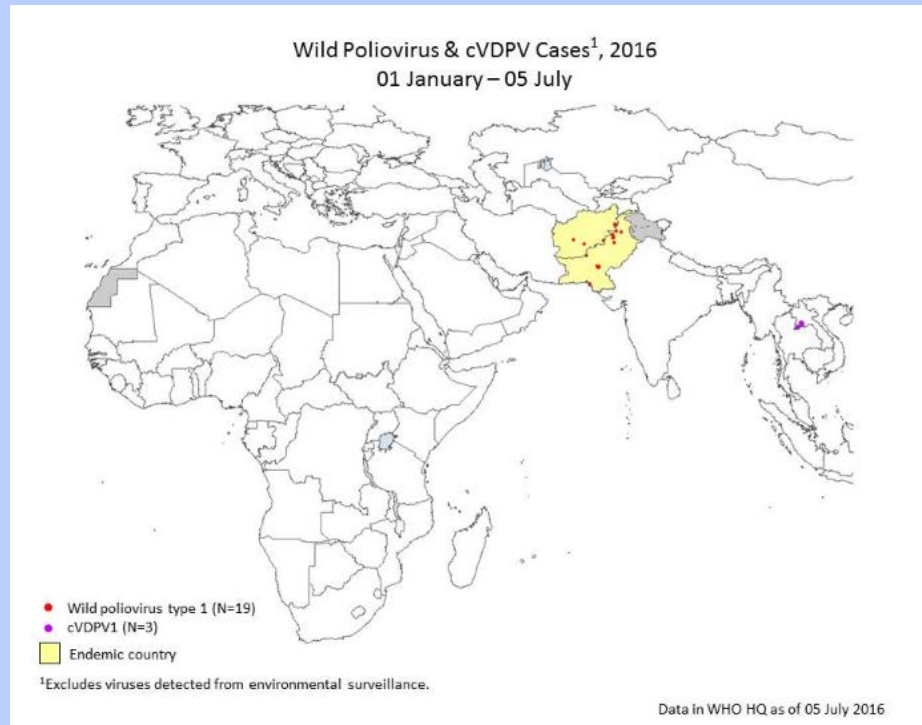
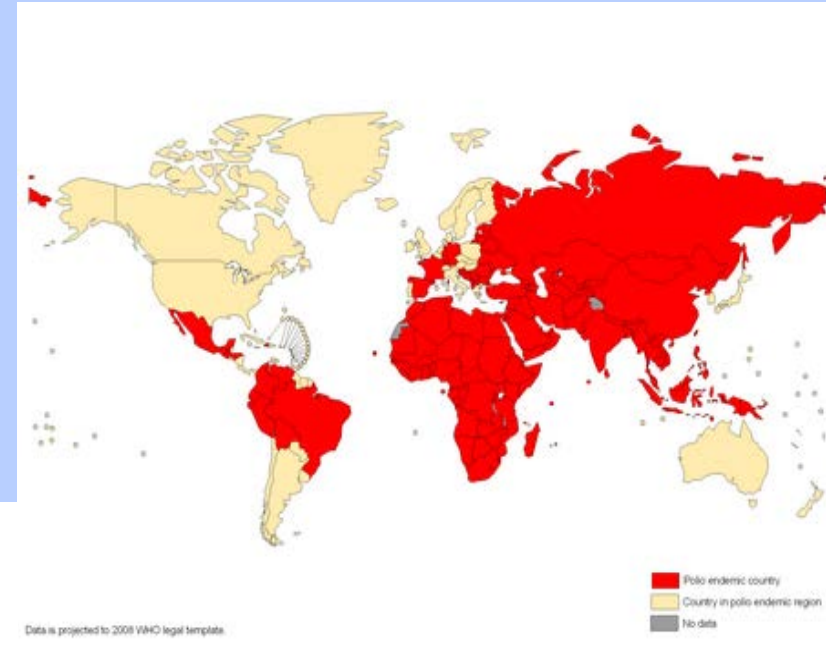
If samples cannot be destroyed

- Research projects still ongoing may require samples that may contain polio
- The laboratory will need to comply with the requirements set in the Global Action Plan (3rd edition)
http://www.polioeradication.org/Portals/0/Document/Resources/PostEradication/GAPIII_2014.pdf
- Otherwise laboratories will need to be in contact with the WHO & NICD to discuss suitable storage until the completion of the project, at which time the samples will need to be destroyed

1988

- a. The World Health Assembly passes a resolution to eradicate polio by the year 2000.
- b. The Global Polio Eradication Initiative is launched.

2016



1991

Luis Fermin Tenorio, a 3 years old boy living in Junin, Northern Peru was the last case of wild polio in the WHO Region of the Americas

1994

The WHO Region of the Americas was certified polio-free



1997

Mum Chanty, a 15-month-old girl living near Phnom Penh, Cambodia reported as the last case of wild polio in the WHO Western Pacific Region.

2000

The WHO Western Pacific Region was certified polio-free



1998

In Turkey on 26 November, 1998, Melik Minas, a 33-month-old unvaccinated child, is the last child paralysed by indigenous wild poliovirus in the European Region.

2002

The WHO European Region was certified polio-free



2011 Towards a polio-free India

Rukhsar Khatun, a 18 months old girl from West Bengal of India, remains the last polio crippled child in the South East Asia Region



2014

The WHO South East Asia Region was certified polio-free

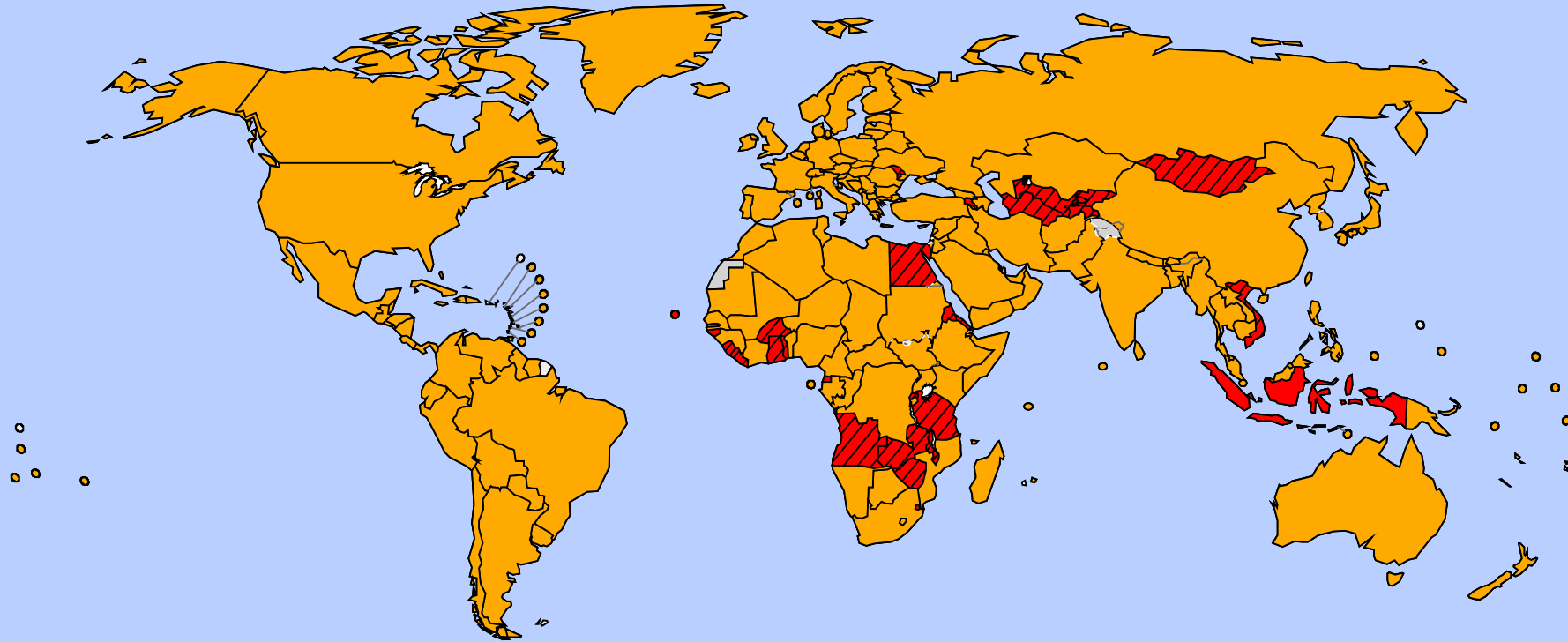
The Switch: An Update

Indicator	Status
Countries no longer using tOPV in RI	155/155 (100%)
Independent monitoring has started	152/152* (100%)
National Validation Committee has received switch monitoring data	151/152* (99%) <i>(Libya)</i>
WHO Regional Office has received the National Validation Report	151/155 (97%) <i>(China, Iraq, Libya, Philippines)</i>

*Three countries moved to an IPV only schedule before the switch and thus did not need complete monitoring or validation activities for tOPV removal. Israel, Malaysia, Poland.

Current IPV introduction status

100/126 have introduced to date



-  Introduced to date* (169 countries or 87%)
 -  Formal commitment to introduce in 2016 (5 countries or 3%)
 -  Introduction delayed in 2017 (20 countries or 10%)
 -  Not available
 -  Not applicable
- * Including partial introduction in India

6 additional introductions planned in
2016

VDPV2 events, outbreaks 2016

Post Switch

POST SWITCH						
Country, Province	PV TYPE	# nucleotide divergent	AFP-ES	DT ONSET, SAMPLE COLLECTION	RESPONSE	
Nigeria, Borno	cVDPV2	32	ES	23-Mar-16	mOPV2	Reported 29 Apr 2016
Nigeria, Jigawa	VDPV2	8	AFP	14 May 2016	nil	
India, Telangana	VDPV2	10	ES	16 MAY 2016	fIPV-ID	
India, Kolkata	VDPV2	6	ES	25 APR 2016	nil	
India, Delhi	VDPV2	8	ES	6 JUN 2016	nil	
India, Telangana	VDPV2	14	ES	10 JUN 2016	nil	

Current Status – Week of 24 August 2016

States currently exporting wild poliovirus or cVDPV

Afghanistan (WPV)

Pakistan (WPV)

States infected with wild poliovirus or cVDPV but not currently exporting

Guinea (cVDPV)

Lao People's Democratic Republic (cVDPV)

Madagascar (cVDPV)

Myanmar (cVDPV)

Nigeria (WPV and cVDPV)

States no longer infected by wild poliovirus or cVDPV, but which remain vulnerable to international spread, and states that are vulnerable to the emergence and circulation of VDPV

Cameroon

Chad

Equatorial Guinea

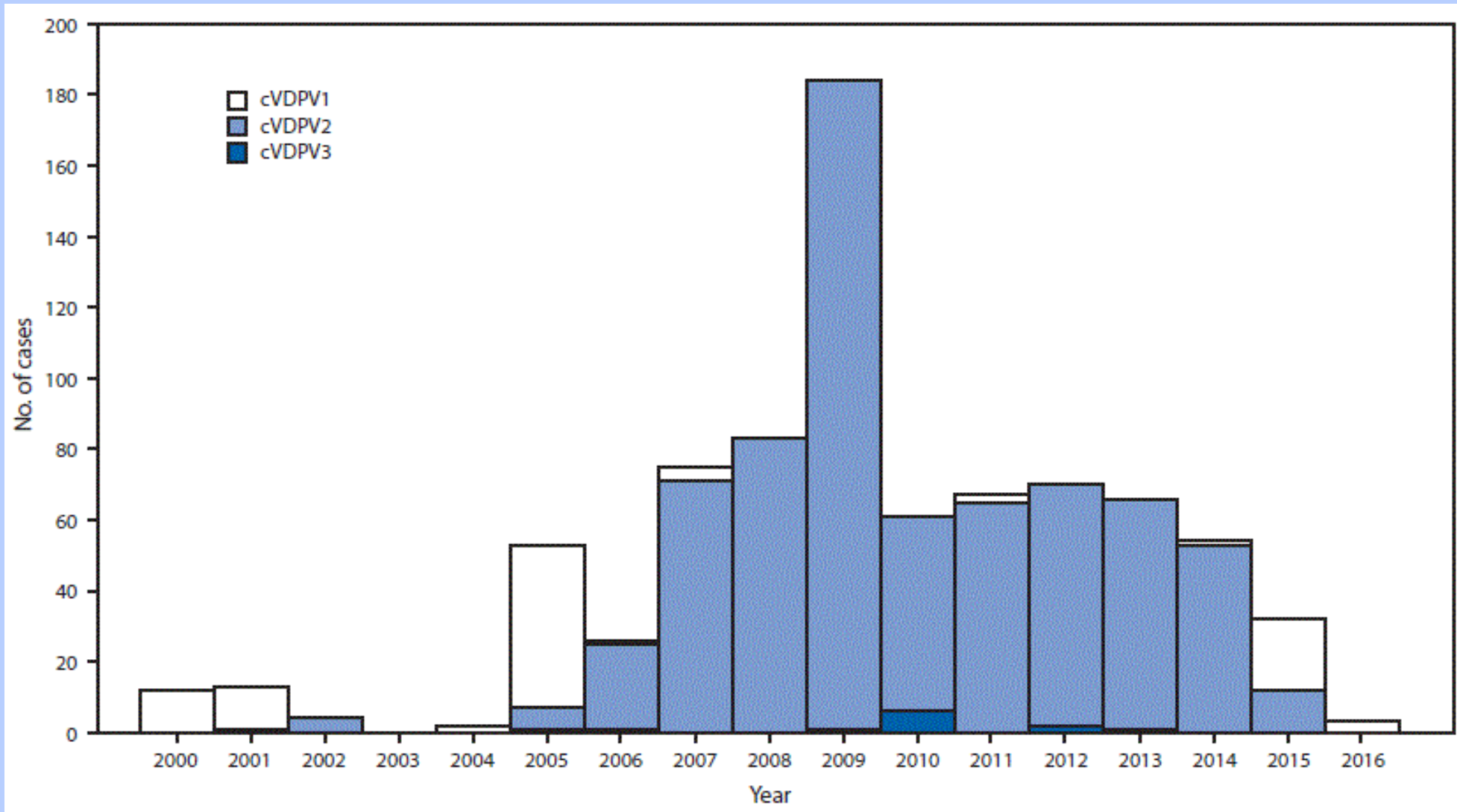
Niger

Somalia

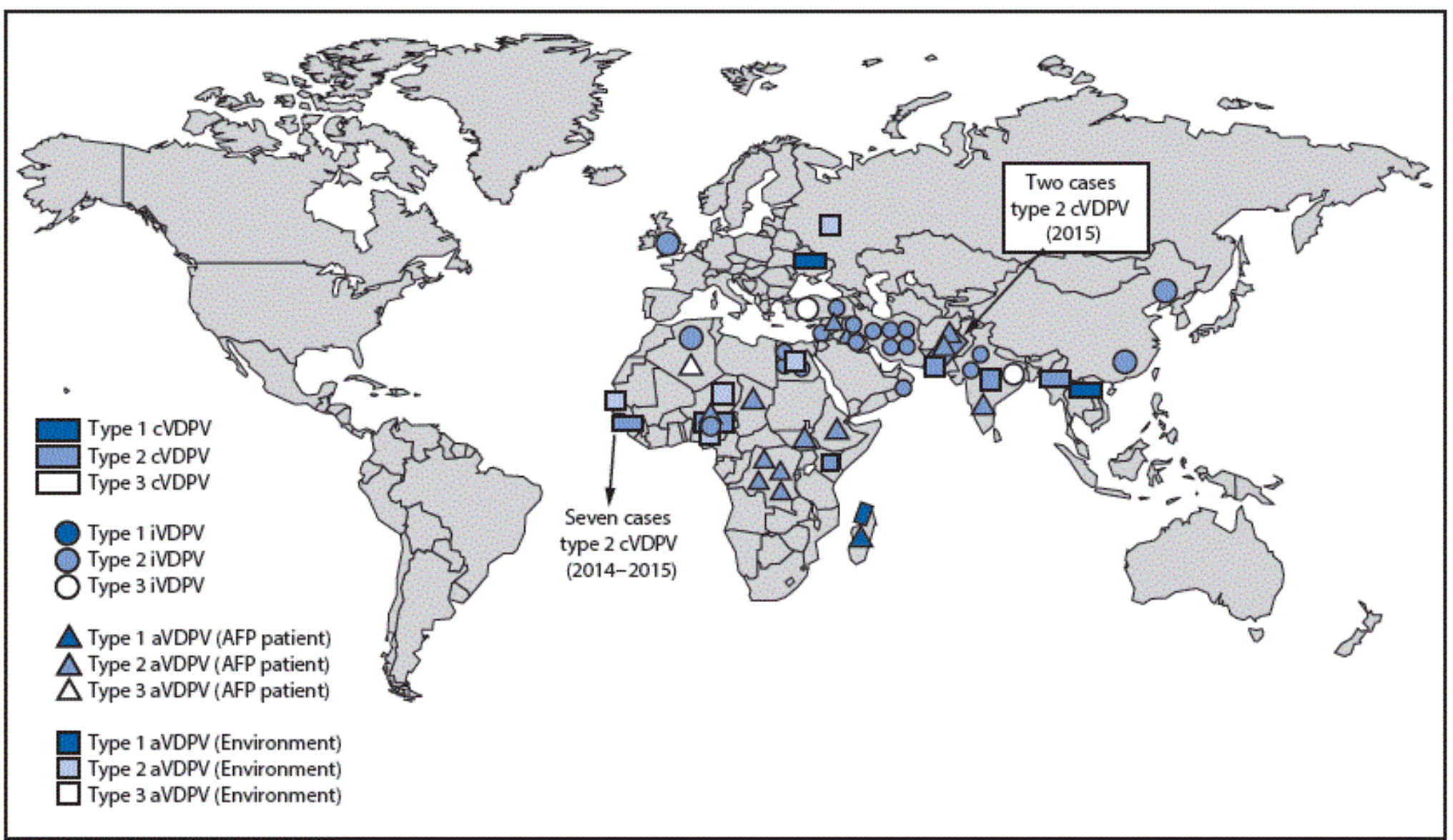
Ukraine

cVDPV

Source: MMWR / August 5, 2016 / Vol. 65 / No. 30



Source: MMWR / August 5, 2016 / Vol. 65 / No. 30



Monthly distribution of WPV cases - Africa 2012 – 2016

Source: WHO PEP - Polio Weekly update 12.Aug.2016

Country	2012	2013	2014	2015												2016					DONSET most recent WPV					
	Total	Total	Total	Jan	Feb	Mar	Apr	May	Jun	Jul	Aug	Sep	Oct	Nov	Dec	Total	Jan	Feb	Mar	Apr		May	Jun	Jul	Aug	Total
Angola	0	0	0	0	0	0	0	0	0	0	0	0	0	0	0	0	0	0	0	0	0	0	0	0	0	07-Jul-11
Benin	0	0	0	0	0	0	0	0	0	0	0	0	0	0	0	0	0	0	0	0	0	0	0	0	0	19-Apr-09
Burkina Faso	0	0	0	0	0	0	0	0	0	0	0	0	0	0	0	0	0	0	0	0	0	0	0	0	0	25-Oct-09
Burundi	0	0	0	0	0	0	0	0	0	0	0	0	0	0	0	0	0	0	0	0	0	0	0	0	0	12-Sep-09
Cameroon	0	4	5	0	0	0	0	0	0	0	0	0	0	0	0	0	0	0	0	0	0	0	0	0	0	09-Jul-14
Central Afr. Republic	0	0	0	0	0	0	0	0	0	0	0	0	0	0	0	0	0	0	0	0	0	0	0	0	0	08-Dec-11
Chad	5	0	0	0	0	0	0	0	0	0	0	0	0	0	0	0	0	0	0	0	0	0	0	0	0	14-Jun-12
Congo	0	0	0	0	0	0	0	0	0	0	0	0	0	0	0	0	0	0	0	0	0	0	0	0	0	22-Jan-11
Cote d'Ivoire	0	0	0	0	0	0	0	0	0	0	0	0	0	0	0	0	0	0	0	0	0	0	0	0	0	24-Jul-11
DRC	0	0	0	0	0	0	0	0	0	0	0	0	0	0	0	0	0	0	0	0	0	0	0	0	0	20-Dec-11
Ethiopia	0	9	1	0	0	0	0	0	0	0	0	0	0	0	0	0	0	0	0	0	0	0	0	0	0	05-Jan-14
Equatorial Guinea	0	0	5	0	0	0	0	0	0	0	0	0	0	0	0	0	0	0	0	0	0	0	0	0	0	03-May-14
Gabon	0	0	0	0	0	0	0	0	0	0	0	0	0	0	0	0	0	0	0	0	0	0	0	0	0	15-Jan-11
Ghana	0	0	0	0	0	0	0	0	0	0	0	0	0	0	0	0	0	0	0	0	0	0	0	0	0	08-Nov-08
Guinea	0	0	0	0	0	0	0	0	0	0	0	0	0	0	0	0	0	0	0	0	0	0	0	0	0	03-Aug-11
Kenya	0	14	0	0	0	0	0	0	0	0	0	0	0	0	0	0	0	0	0	0	0	0	0	0	0	14-Jul-13
Liberia	0	0	0	0	0	0	0	0	0	0	0	0	0	0	0	0	0	0	0	0	0	0	0	0	0	08-Sep-10
Mali	0	0	0	0	0	0	0	0	0	0	0	0	0	0	0	0	0	0	0	0	0	0	0	0	0	23-Jun-11
Mauritania	0	0	0	0	0	0	0	0	0	0	0	0	0	0	0	0	0	0	0	0	0	0	0	0	0	28-Apr-10
Niger	1	0	0	0	0	0	0	0	0	0	0	0	0	0	0	0	0	0	0	0	0	0	0	0	0	15-Nov-12
Nigeria	122	53	6	0	0	0	0	0	0	0	0	0	0	0	0	0	0	0	0	0	0	0	2	0	0	13-Jul-16
Senegal	0	0	0	0	0	0	0	0	0	0	0	0	0	0	0	0	0	0	0	0	0	0	0	0	0	30-Apr-10
Sierra Leone	0	0	0	0	0	0	0	0	0	0	0	0	0	0	0	0	0	0	0	0	0	0	0	0	0	28-Feb-10
Togo	0	0	0	0	0	0	0	0	0	0	0	0	0	0	0	0	0	0	0	0	0	0	0	0	0	28-Mar-09
Uganda	0	0	0	0	0	0	0	0	0	0	0	0	0	0	0	0	0	0	0	0	0	0	0	0	0	15-Nov-10
Total in endemic	122	53	6	0	0	0	0	0	0	0	0	0	0	0	0	0	0	0	0	0	0	0	2	0	0	
Total in non-endemic	6	27	11	0	0	0	0	0	0	0	0	0	0	0	0	0	0	0	0	0	0	0	0	0	0	
Total	128	80	17	0	0	0	0	0	0	0	0	0	0	0	0	0	0	0	0	0	0	0	2	0	0	

Eish!!

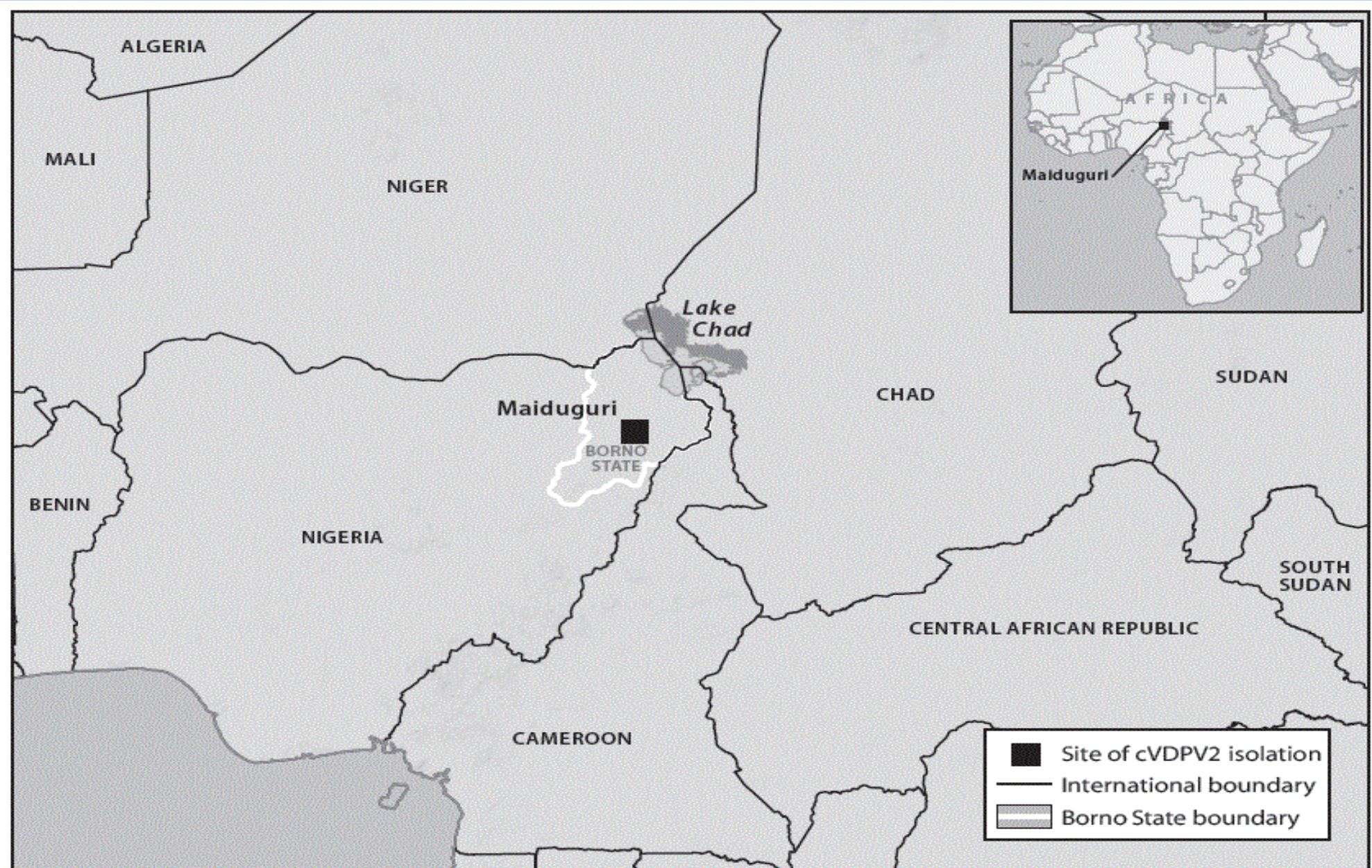
Current Status

Total cases	Year-to-date 2016		Year-to-date 2015		Total in 2015	
	WPV	cVDPV	WPV	cVDPV	WPV	cVDPV
Globally	21	3	37	12	74	32
- in endemic countries	19	0	37	3	74	3
- in non-endemic countries	2	3	0	9	0	29

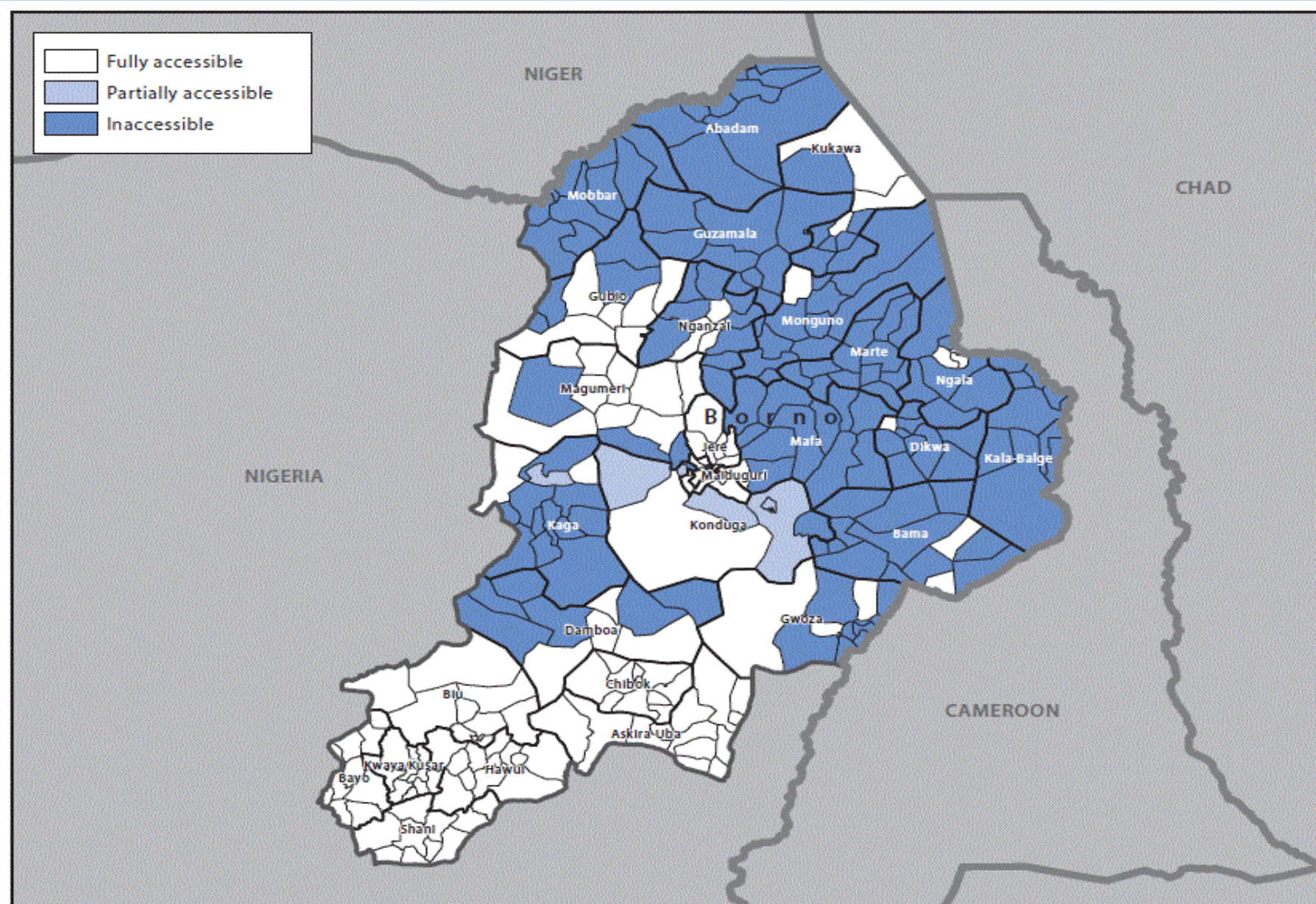
Current polio status-

(as at 24. Aug.2016)

Countries	Year-to-date 2016		Year-to-date 2015		Total in 2015		Onset of paralysis of most recent case	
	WPV	cVDPV	WPV	cVDPV	WPV	cVDPV	WPV	cVDPV
Afghanistan	6	0	8	0	20	0	29-May-16	NA
Pakistan	13	0	29	2	54	2	18-Jun-16	09-Feb-15
Guinea	0	0	0	0	0	7	NA	01-Dec-15
Lao Ppeople's Democratic Republic	0	3	0	0	0	8	NA	11-Jan-16
Madagascar	0	0	0	9	0	10	NA	22-Aug-15
Myanmar	0	0	0	0	0	2	NA	05-Oct-15
Nigeria	2	0	0	1	0	1	13-Jul-16	16-May-15
Ukraine	0	0	0	0	0	2	NA	07-Jul-15



Source: MMWR / August 5, 2016 / Vol. 65 / No. 30



2 new WPV cases from Nigeria

- Two new WPV type 1 cases were reported
- WPV type1 from Borno State in:
 - Jere LGA from a contact (onset of paralysis of index case: 4 July 2016)
(the index case had a negative test result)
 - Gwoza LGA (onset of paralysis: 13 July 2016)

2 new WPV cases in Nigeria

- 1st Case reported on 4th July 2016 -

- Genetic sequencing suggests these isolates are most closely linked to WPV1 last detected in Borno in 2011.
- Genetic analysis can therefore be interpreted to mean that the virus detected had circulated undetected for several years
- These isolates are the first WPV1s detected in Nigeria since July 2014
- Significant surveillance gaps and area generally inaccessible

2 new WPV cases from Nigeria

What are the implications for countries?

- Until global polio eradication is achieved, there is a risk that any country can be affected by those countries with continued polio transmission.
- Important that countries remain vigilant by strengthening AFP surveillance
- Important that routine immunization activities be strengthened to ensure adequate population immunity.

WHO – ARCC's RESPONSE

The World Health Organization Regional Committee for the African Region met on the **21 August** and **declared the recent polio outbreak a public health emergency for the countries of the Lake Chad Basin**, calling for a coordinated outbreak response across the region.

2 new WPV cases from Nigeria

What is Nigeria doing now?

- Conducting several rounds of outbreak response activities / campaigns that will be synchronized with neighbouring countries in the Lake Chad Basin that have been affected by insecurity and inaccessibility: Chad, Cameroun, Niger and Central African Republic.
- Additionally, surveillance is being further strengthened in these countries to avoid missing any circulation.

2 new WPV cases from Nigeria

What are the implications for the AFRO regions?

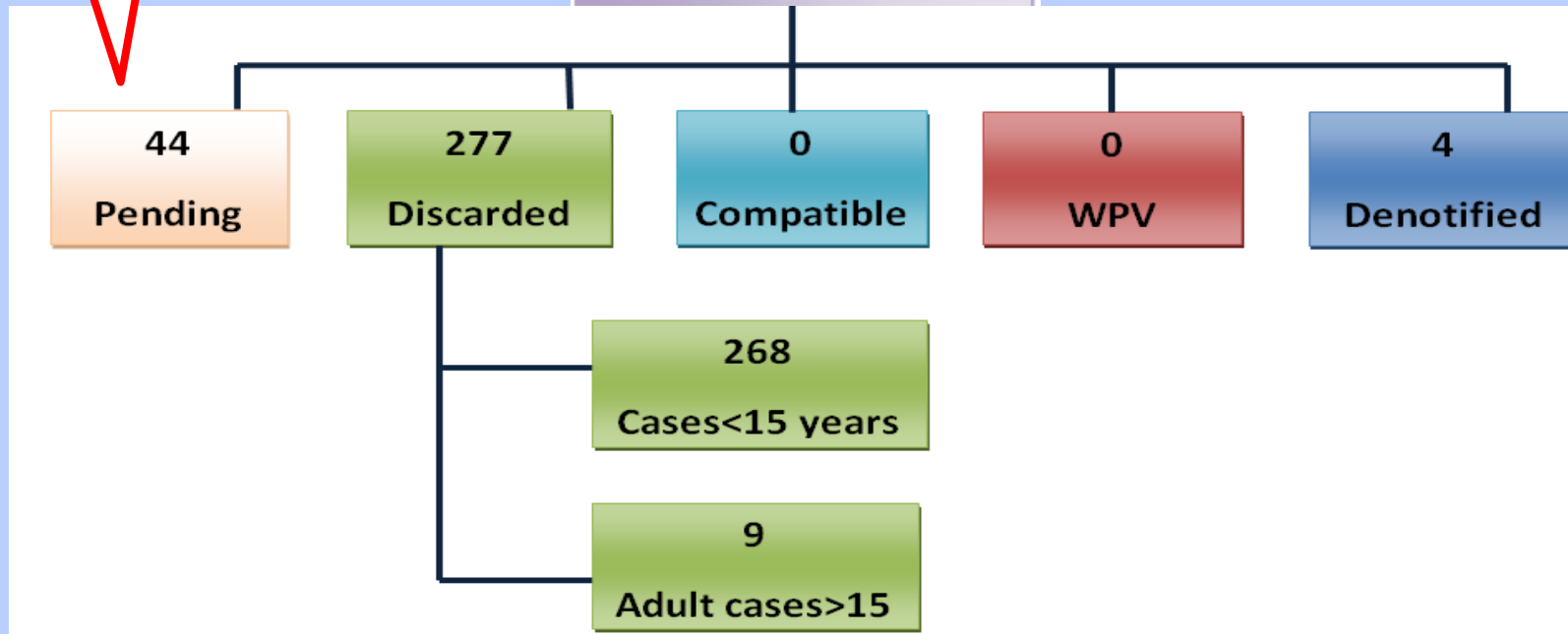
- Since a WHO region needs to be polio free for at least 3 years, to be certified to have eradicated polio, with the new cases, the earliest the region can be certified is 2019.
- It's Important that all countries maintain high immunization coverage especially in the hard-to-reach sub-populations populations.
 - Through strengthened routine immunization activities
 - Hightened Supplementary Immunization Activities (SIA)

RSA AFP CASE CLASSIFICATION STATUS, WEEK 1-34, 2016

33 cases pending
review by NPEC







322
Reported cases in
National database

2 cases are without CIFs,
only Lab results available,
thus cannot be entered in
the database



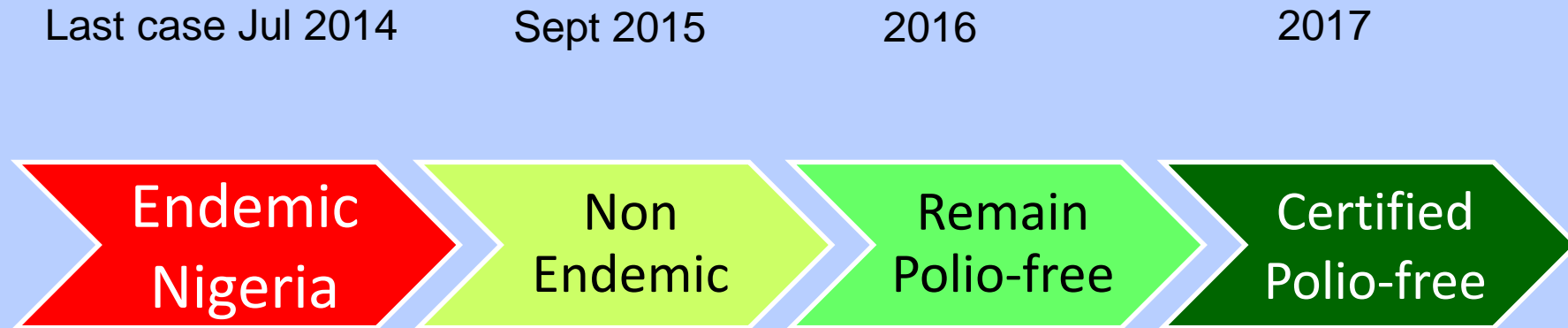
RSA AFP SURVEILLANCE INDICATORS, WEEK 1-34

SOUTH AFRICA TARGETS AND PERFORMANCE, 2016

INDICATORS	TARGET	2016*	LEGEND
Non-Polio AFP rate per 100 000 of ≤ 15 years old target population	4.0 / 100 000	2.6	 ≥ 4.0  2.00 - 3.99  0.00 - 1.99
Stool Adequacy: cases with 2 adequate stools collected 24 to 48 hours apart within 14 days of onset of paralysis	80%	79%	 ≥ 80%  60.00 -79.99%  0.00 -59.99%

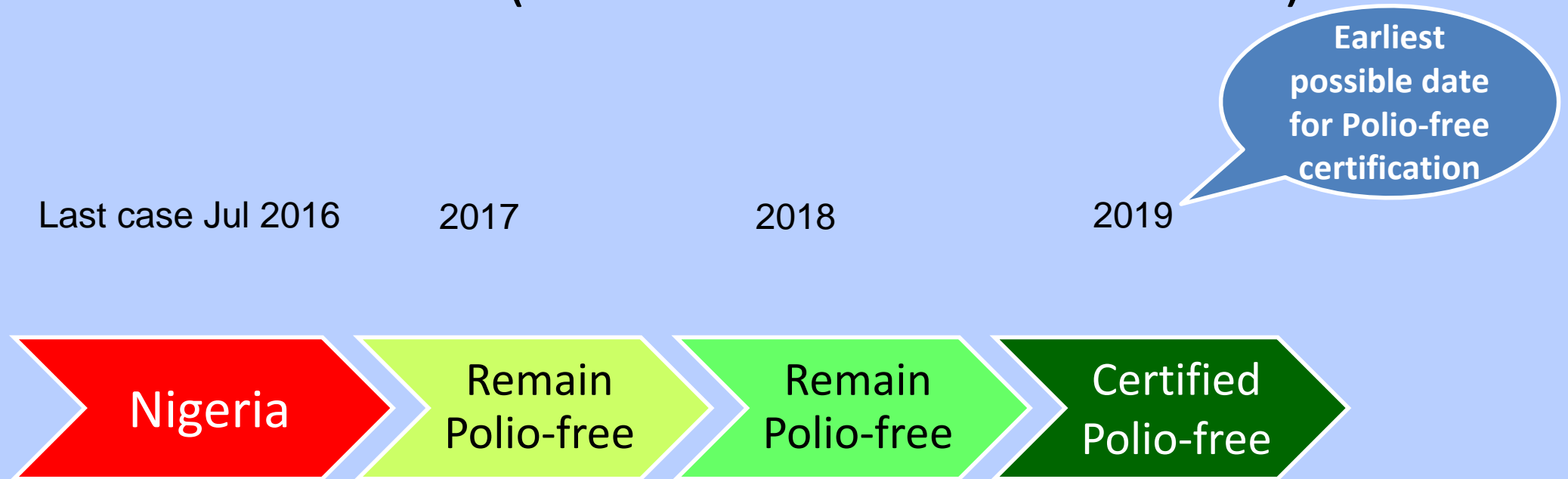
AFRO

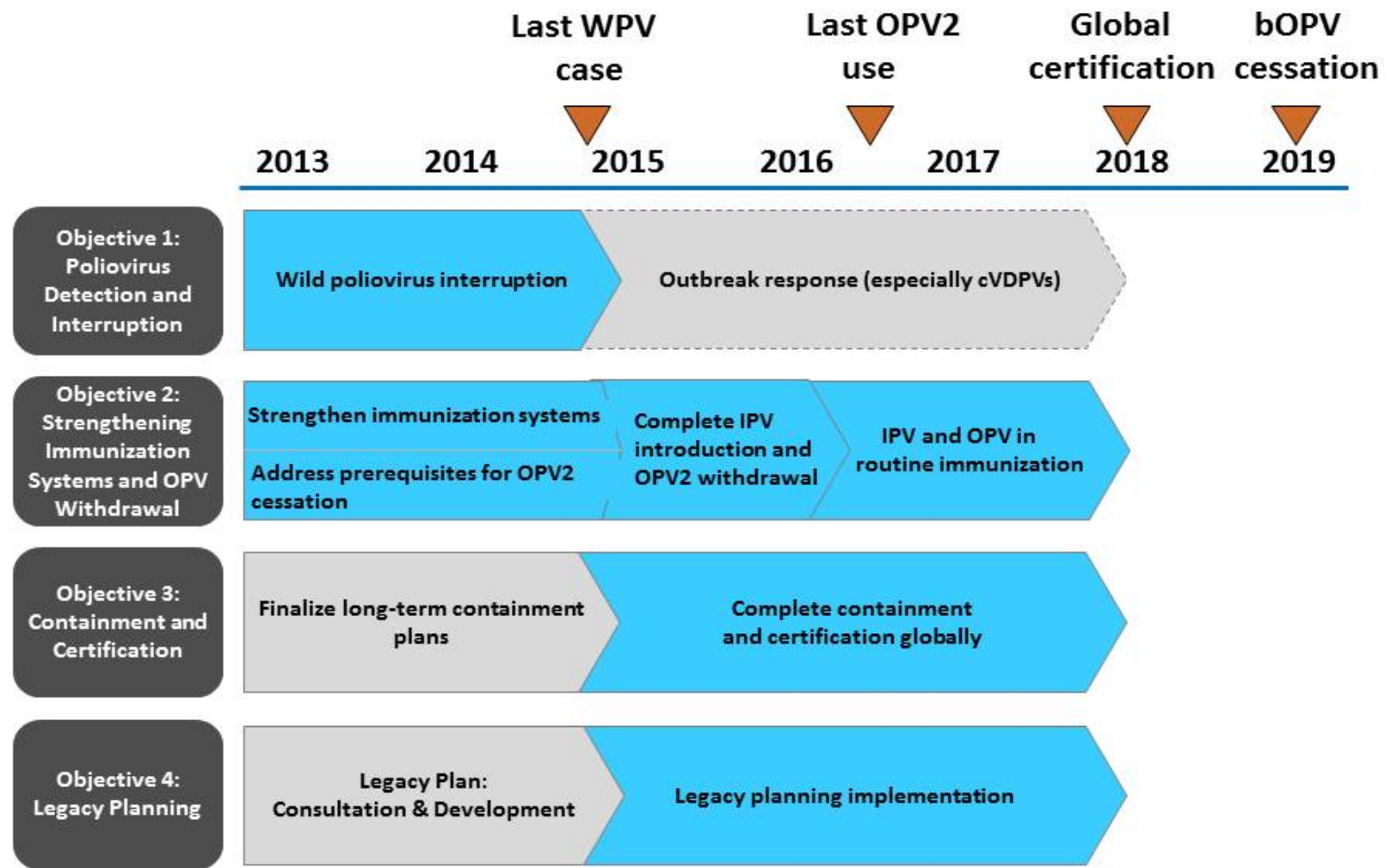
Scenario prior to the July 2016 Nigeria cases



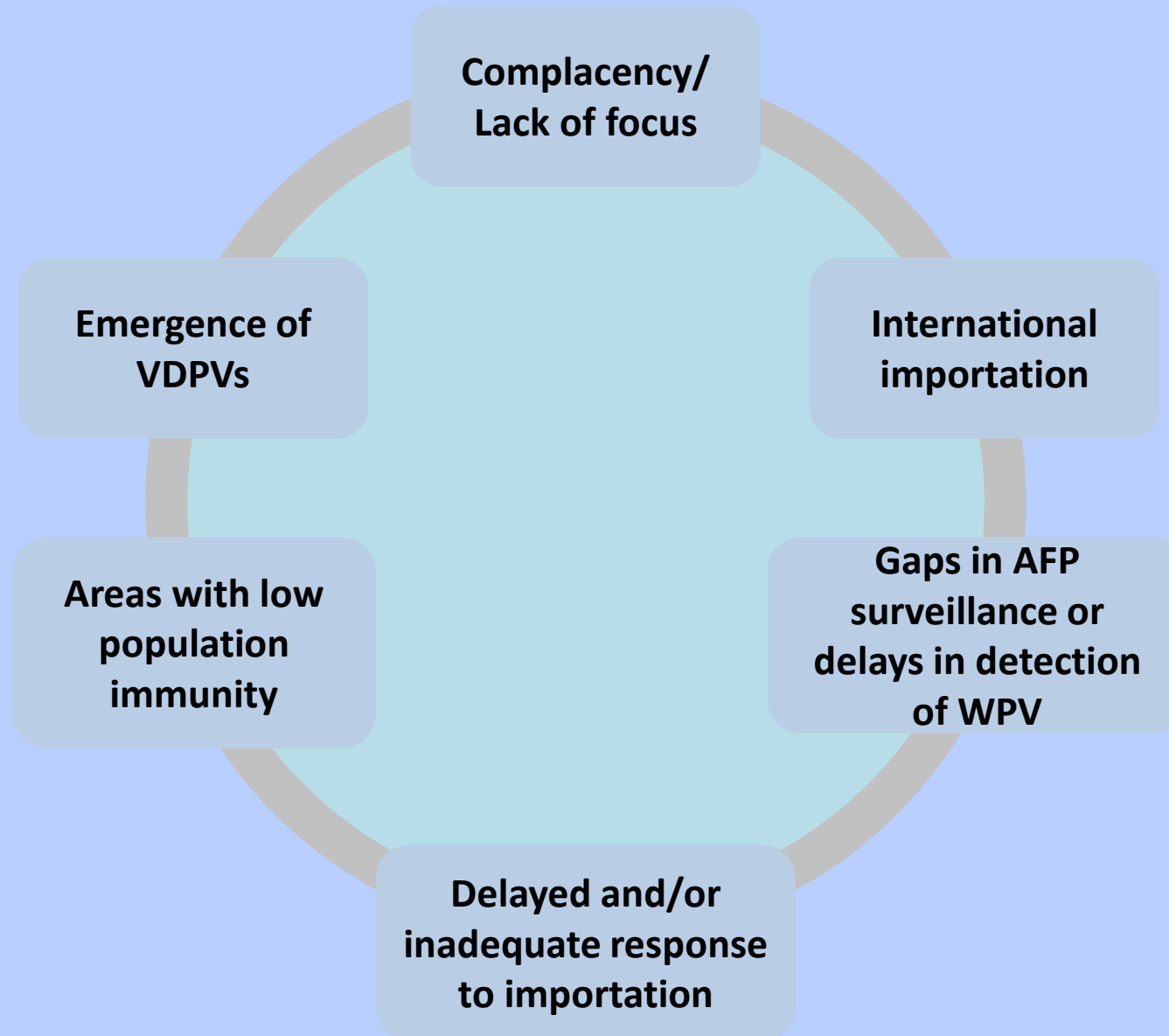
AFRO

Current Scenario (if no further new cases occur)





Mitigation of Risks



Current priorities for polio eradication

1. Maintaining high population immunity through polio vaccination campaigns and RI coverage
2. Sustaining sensitive surveillance for detection of poliovirus
3. Mitigating risk of importation – cross border vaccination/vaccination of international travellers
4. Emergency preparedness & response planning
5. Polio end game strategy

THANK YOU